
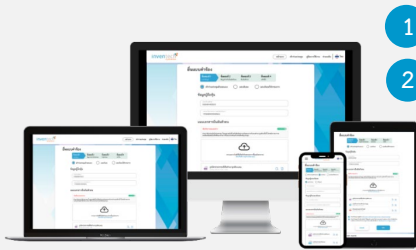


## Guidelines, Method and Procedure for Attending the Annual General Meeting of Shareholders via Electronic Means (E-AGM)

In order for the Company to convene the 2024 Annual General Meeting of Shareholders via electronic means (E-AGM) smoothly and pursuant to the defined laws and regulations, the Company has engaged Inventech Systems (Thailand) Co.,Ltd. for their service rendered on the system for the E-AGM, of which it has been reviewed to meet the Information Security Standard of Electronic Meeting, issued and governed by the Ministry of Digital Economy and Society. Therefore, shareholders and proxies wishing to attend the meeting via electronic means may proceed to the request submission as follows :

### Step for requesting Username & Password from via e-Request system

1. The Shareholders must submit a request to attend the meeting by Electronic Means via Web Browser at <https://app.inventech.co.th/PLT115352R/#/homepage> or scan QR Code  and follow the steps as shown in the picture



- 1 Click link URL or scan QR Code in the letter notice Annual General Meeting
- 2 Choose type request for request form to 4 step  
Step 1 Fill in the information shown on the registration  
Step 2 Fill in the information for verify  
Step 3 Verify via OTP  
Step 4 Successful transaction, The system will display information again to verify the exactitude of the information
- 3 Please wait for an email information detail of meeting and Password

**\*Merge user accounts, please using the same email and phone number\***

2. For Shareholders who would like to attend the Meeting either through the Electronic Means by yourself or someone who is not the provided independent directors, please note that the electronic registration will be available from 9 April 2024 at 8:30 a.m. and shall be closed on 18 April 2024 Until the end of the meeting
3. The electronic conference system will be available on 18 April 2024 at 12:00 p.m. (2 hours before the opening of the meeting). Shareholders or proxy holders shall use the provided Username and Password and follow the instruction manual to access the system.

### Appointment of Proxy to the Company's Directors

For Shareholders who authorize one of the Company's Independent Directors to attend and vote on his or her behalf, The Shareholders can submit a request to attend the meeting by Electronic Means of the specified procedures or send the proxy form together with required documents (as detailed in Enclosure 7) to the Company by mail to the following address. The proxy form and required documents shall be delivered to the Company by 11 April 2024 at 5.00 p.m.

#### Company Secretary Department

Pilatus Marine Public Company Limited

No. 84/1-4, Young Place Grand Le Jardin Building 1<sup>st</sup>-4<sup>th</sup> Floor, Soi Phahon Yothin 37,  
Lad Yao Sub-District, Chatuchak District, Bangkok 10900

### If you have any problems with the software, please contact Inventech Call Center



02-931-9143



@inventechconnect



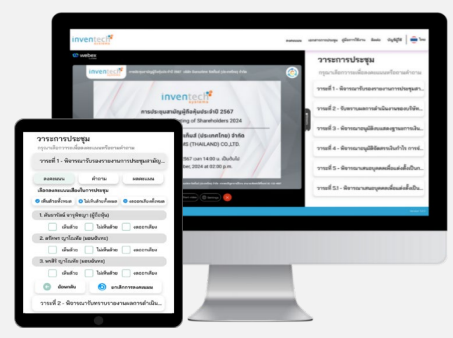
The system available during 9 – 18 April 2024 at 08.30 a.m. – 05.30 p.m.  
**(Specifically excludes holidays and public holidays)**



Report a problem  
@inventechconnect

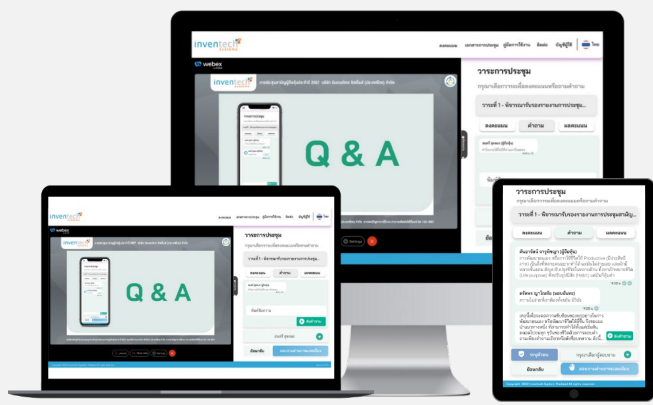
## Steps for registration for attending the meeting (e-Register) and voting process (e-Voting)

- 1 Get email and password that you received from your email or request OTP
- 2 Click on “Register” button, the system has already registered and counted as a quorum.
- 3 Click on “Join Attendance”, Then click on “Join Meeting” button
- 4 Select which agenda that you want to vote
- 5 Click on “Vote” button
- 6 Click the voting button as you choose
- 7 The system will display status your latest vote



To cancel the last vote, please press the button “Cancel latest vote (This means that your most recent vote will be equal to not voting, or your vote will be determined by the agenda result) Shareholders can conduct a review of the votes on an agenda basis when the voting results for that agenda are closed.

## Step to ask questions via Inventech Connect



- Select which agenda
- Click on “Question” button
- 1 Ask a question
  - Type the question then click “Send”
- 2 Ask the question via video
  - Click on “Conference”
  - Click on “OK” for confirm your queue
  - Please wait for the queue then you can open the microphone and camera

## How to use Inventech Connect



User Manual e-Request



User Manual e-Voting

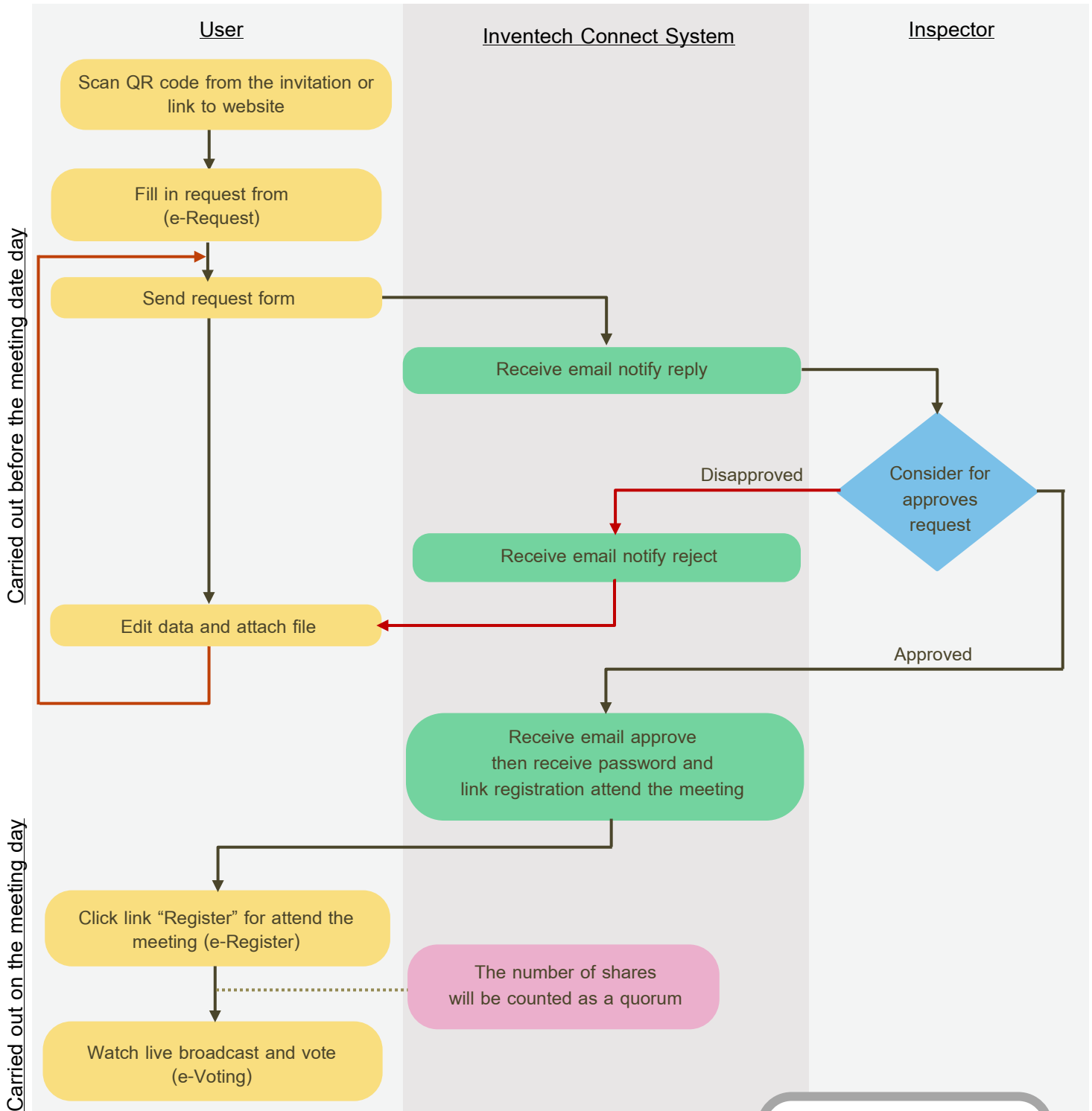


Video of using Inventech Connect

**Note:** Operation of the electronic conferencing system and Inventech Connect systems. Check internet of shareholder or proxy include equipment and/or program that can use for best performance. Please use equipment and/or program as the follows to use systems.

1. Internet speed requirements
  - High-Definition Video: Must have internet speed at 2.5 Mbps (Speed internet that recommend).
  - High Quality Video: Must have internet speed at 1.0 Mbps.
  - Standard Quality Video: Must have internet speed at 0.5 Mbps.
2. Equipment requirements.
  - Smartphone/Tablet that use IOS or android OS.
  - PC/Laptop that use Windows or Mac OS.
3. Requirement Browser Chrome (Recommended) / Safari / Microsoft Edge **\*\* The system does not support internet explorer.**

Guidelines for attending of Electronic Meeting



**Conditions of Use**

**In case Merge account / change account**

In case filing multiple requests by using the same email and phone number, the systems will merge account or in case user has more than 1 account, you can click on "Change account" and the previous account will still count as the score base in the meeting.

**In case Exit the meeting**

Attendees can click on "Register to leave the quorum", your vote will be removed from the score base in every round where it has not been acted upon.